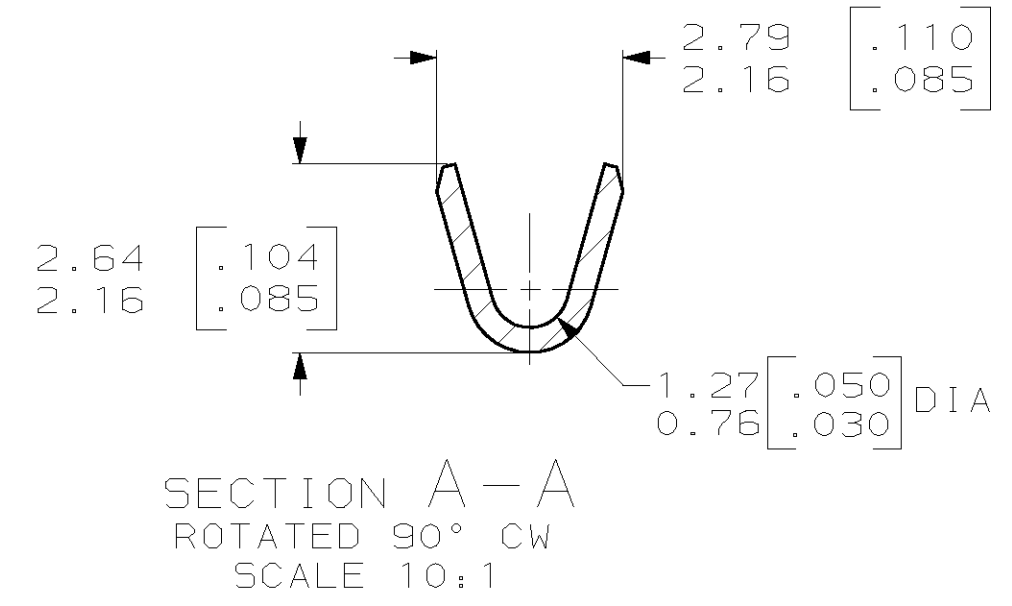
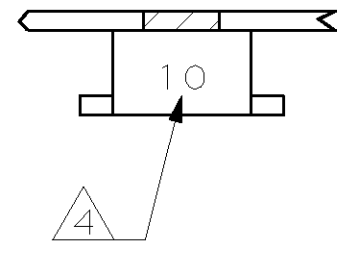
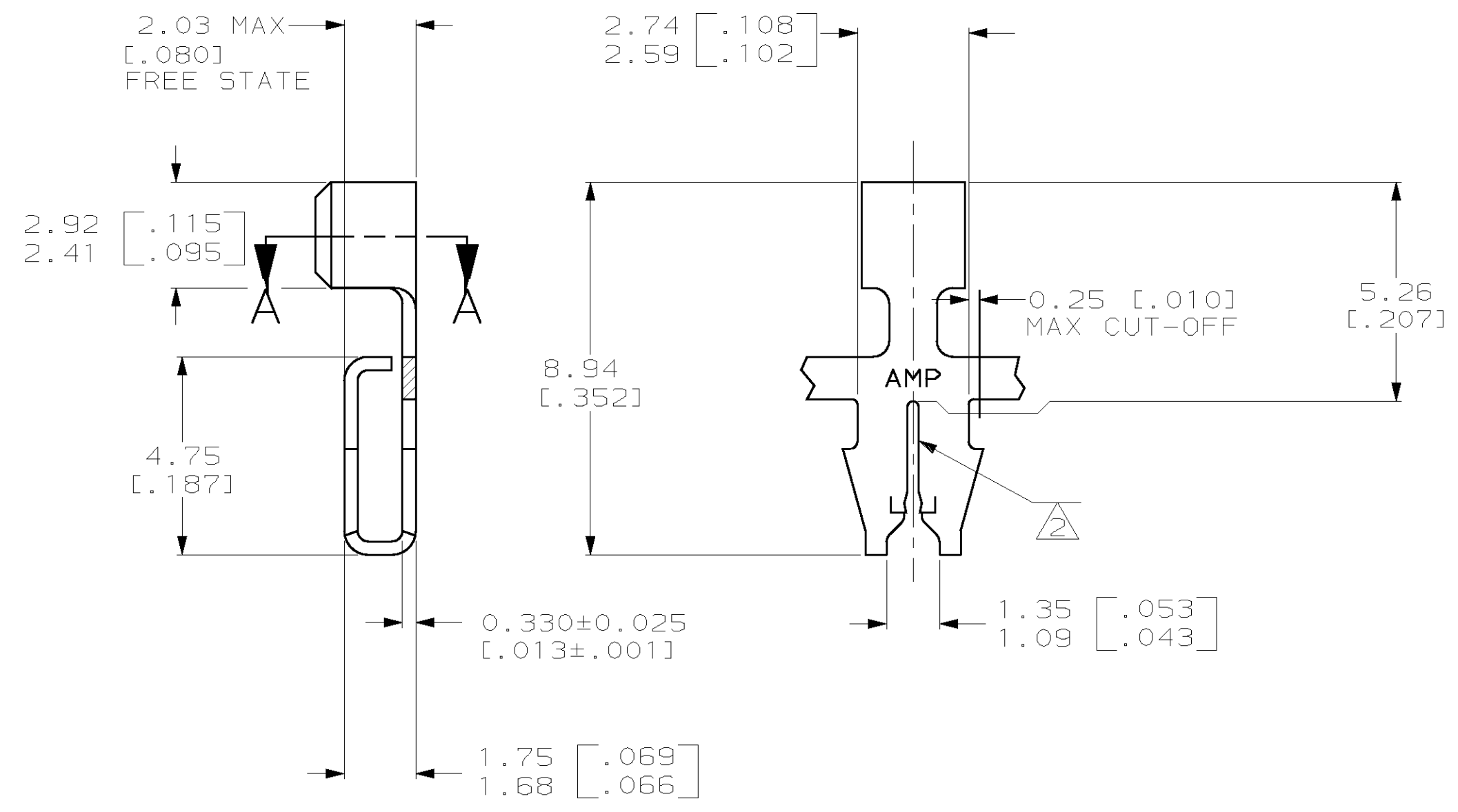
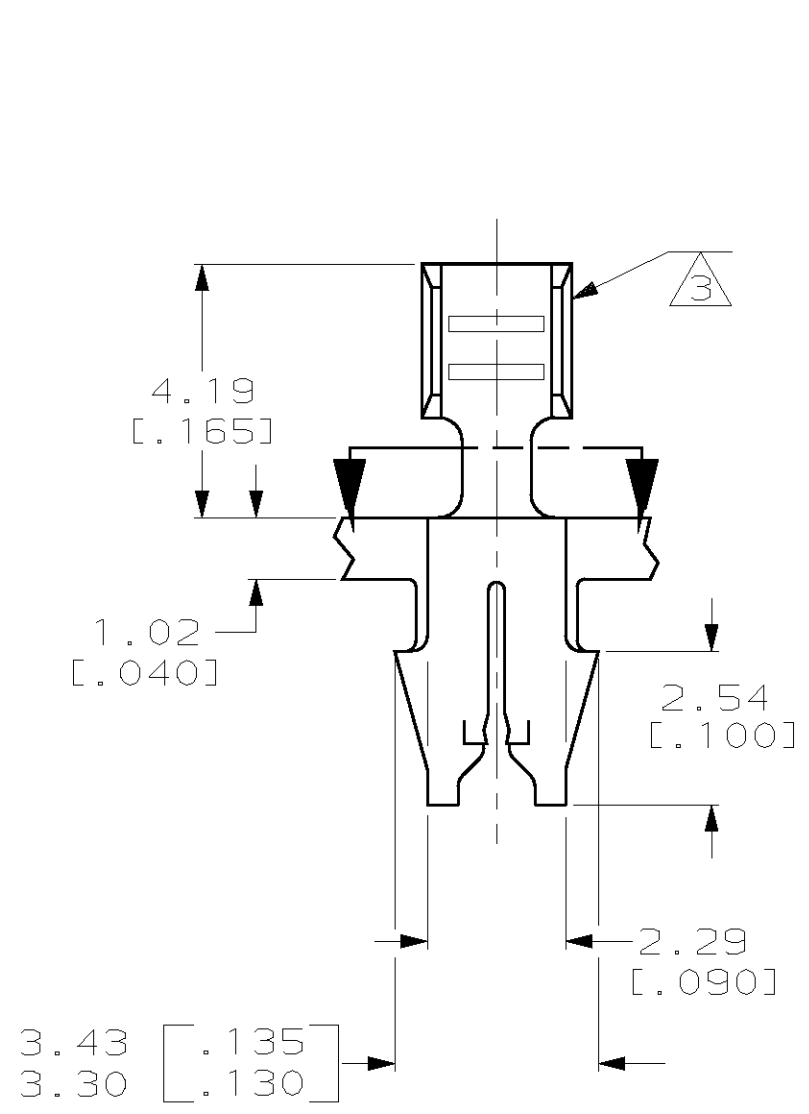


THIS DRAWING IS UNPUBLISHED. RELEASED FOR PUBLICATION .19  
 (C) COPYRIGHT 19 BY AMP INCORPORATED. ALL RIGHTS RESERVED.

LOC		DIST		REVISIONS			
P	LTR	DESCRIPTION		DATE	DWN	APVD	
AF	50	A		REVISED PER EC 0G1A-0170-99	13JUL99	SDW	KAR



- 1 CONTINUOUS STRIP ON REELS (NO SPLICES) WITH TERMINALS LOCATED ON 8.38±0.08 [.330±.003] CENTERS.
- 2 SLOT ACCEPTS 0.40-0.51mm [#26-#24] AWG COPPER MAGNET WIRE 2 WIRES MAX OF THE SAME SIZE PER SLOT.
- 3 WIRE BARREL ACCEPTS 0.3-1.0mm² [#22-#18] AWG LEAD WIRE.
- 4 IDENTIFICATION NUMBER 10 FOR WIRE SLOT SIZE.
- 5 0.00203 [.000080]-0.00381 [.000150] TIN PLATE OVER  
 0.00254 [.000100]-0.00127 [.000050] NICKEL UNDERPLATE.



3.56 [.140]	F	1.78 [.070]	1.08 [.043]	0.4mm [22]
			1.18 [.047]	0.5mm [20]
			1.32 [.052]	0.8mm [18]
STRIP LENGTH ±.015	TYPE	WIDTH	±.051 [.002] HEIGHT	WIRE
WIRE BARREL CRIMP				

THIS DRAWING IS A CONTROLLED DOCUMENT.		DWN MICHAEL S. FEHER 31MAR1999	AMP Incorporated Harrisburg, PA 17105-3608	
DIMENSIONS: mm (INCHES)		CHK JEFF R. RUTH 01APR1999	AMP	
TOLERANCES UNLESS OTHERWISE SPECIFIED:		APVD KURT A. RANDOLPH 09APR1999	NAME	
0 PLC ±-		PRODUCT SPEC		108-2012
1 PLC ±-		APPLICATION SPEC		114-2069
2 PLC ±0.13(.005)		WEIGHT		-
3 PLC ±-		CUSTOMER DRAWING		SCALE 8:1
4 PLC ±-		MATERIAL H04 BRASS		SHEET 1 OF 1
ANGLES ±-		FINISH		REV A
FINISH		SIZE A2		CAGE CODE 00779
DRAWING NO		DRAWING NO		1217146
RESTRICTED TO		RESTRICTED TO		-

1217146-1  
 PART NUMBER